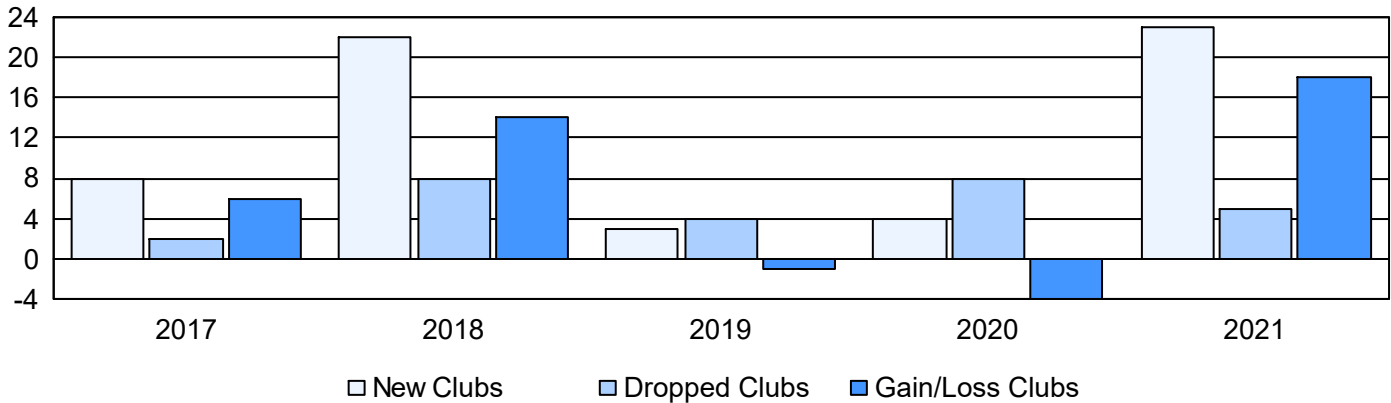
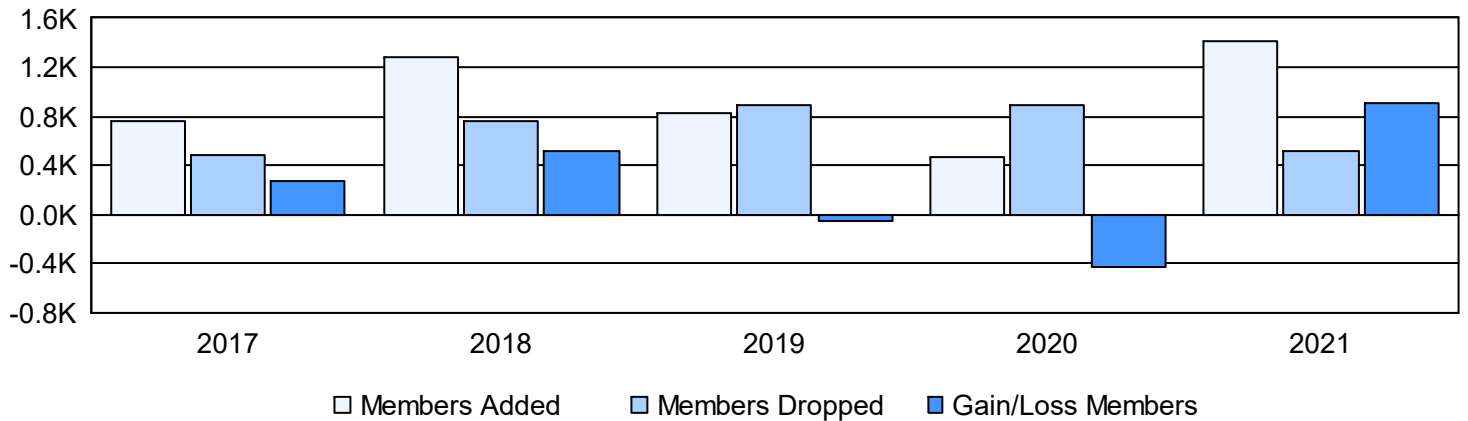


Year	New Clubs	Dropped Clubs	Gain/ Loss Clubs	New Members	Charter Members	Reinstate Members	Transfer Members	Total Member Added	Total Members Dropped	Gain/ Loss Members
2016-2017	8	2	6	494	235	29	8	766	491	275
2017-2018	22	8	14	692	507	67	12	1,278	762	516
2018-2019	3	4	-1	488	154	188	3	833	892	-59
2019-2020	4	8	-4	304	126	37	4	471	892	-421
2020-2021	23	5	18	829	550	25	10	1,414	515	899
<b>Average</b>	<b>12</b>	<b>5</b>	<b>7</b>	<b>561</b>	<b>314</b>	<b>69</b>	<b>7</b>	<b>952</b>	<b>710</b>	<b>242</b>

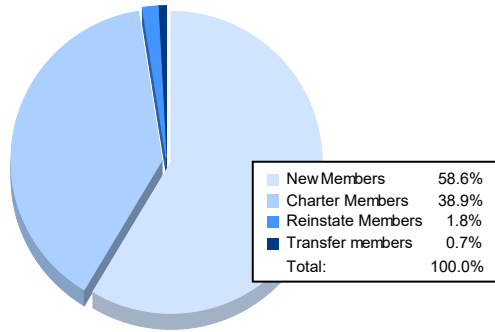
### Clubs



### Members



### Membership Composition June 2021 Cumulative



### Gender Composition June 2021 Cumulative

